



"People's power in action"

**MFMA SECTION 52(d) REPORT
QUARTER ENDING 31 MARCH 2026**

**Executive Mayor
Municipal Manager**

Revenue analysis for the Quarter ending 31 March 2026

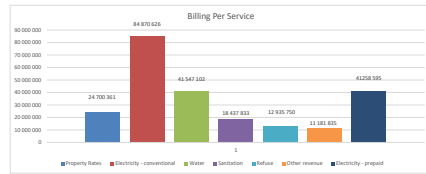
Revenue Types	Annual Budget 2025-2026	Section 71 of 31 March 2026			Three Months (Quarter) Ending 31 March 2026			Income vs Actual Income			
		Budget	Billing per GS 600	(95-96) vs Actual Budget	Budget	Billing per GS 600	(BM 310) vs Actual Income				
Property rates	18 715 838	8 226 320	8 293 672	100%	8 742 775	70%	24 678 969	24 700 361	100%	19 532 421	79%
Electricity - conventional	384 493 973	92 033 664	26 416 132	82%	47 427 985	180%	96 100 993	84 870 620	88%	93 889 319	111%
Water	503 888 096	16 960 841	14 566 862	86%	11 264 132	77%	50 869 243	41 547 100	81%	19 865 015	48%
Sanitation	74 766 666	4 200 950	4 164 272	99%	4 861 000	100%	18 091 660	16 832 833	93%	15 800 360	86%
R refuse	50 701 046	4 225 087	4 311 444	102%	6 021 654	140%	12 075 262	12 930 290	102%	9 981 344	77%
Total Direct Services	172 588 616	17 716 468	16 961 544	89%	29 288 603	130%	200 146 604	182 499 672	90%	158 603 399	87%
Other revenue	130 837 000	10 911 417	4 251 744	39%	4 293 476	100%	32 734 200	11 181 830	34%	10 568 241	91%
Revenue from billed services	343 824 816	78 626 889	63 813 287	81%	64 567 078	122%	236 886 664	192 473 507	82%	169 869 649	87%
Electricity - prepaid	164 423 384	13 685 262	14 012 580	102%	14 012 580	100%	41 056 649	41 258 950	100%	41 258 950	100%
Revenue before operational	1 107 748 000	92 312 187	77 926 867	84%	98 569 699	126%	276 936 900	234 932 182	85%	210 328 236	80%
Operational grants and subsidies	6 617 000	230 398	230 398	100%	230 398	100%	600 190	600 190	9%	600 190	100%
Equitable share	353 116 000	78 176 000	78 176 000	100%	78 176 000	100%	78 176 000	78 176 000	100%	78 176 000	100%
Total Revenue	1 468 139 000	170 724 865	156 338 265	92%	176 982 097	113%	355 638 686	313 634 289	88%	289 030 421	82%

Comments on Section 71 Report.

Collection rate for waste water management is 160% for the month of March 2026 and 64% for the third quarter of 2025-2026.
 Collection rate for waste management is 140% for the month of March 2026 and 77% for the third quarter of 2025-2026.
 Collection rate for water is 77% for the month of March 2026 and 48% for the third quarter of 2025-2026.
 The collection rate on Property Rates is 70% for the month of March 2026 and 79% for the third quarter of 2025-2026.
 Vals is not considered as part of income in this report since it will be paid over to SANS.
 Conventional electricity revenue collection is 180% for the month of March 2026 and 111% for the third quarter of 2025-2026.
 Revenue before operational grants versus billing is 126% for the month of March 2026 and 90% for the third quarter of 2025-2026.
 Total Revenue Collection Percentage with Zero or No Grant Funding received for the month of March 2026 is 113% and 92% for the quarter under review.
 Indigents Contribution for Prepaid Electricity in March 2026 is R1 044 709.50 + R189 348.21 (FBE in ESRGM Supplied Areas) = R1 234 057.71 and R3 089 108.13 for the third quarter of 2025-2026.

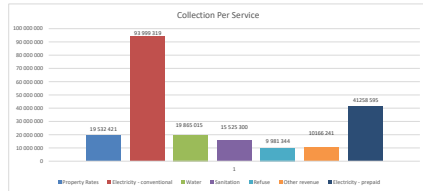
Billing Statistics - Third Quarter 2025-2026

Property Rates	24 700 361
Electricity - conventional	84 870 620
Water	41 547 100
Sanitation	18 437 833
Refuse	12 930 290
Other revenue	11 181 830
Electricity - prepaid	41 258 950



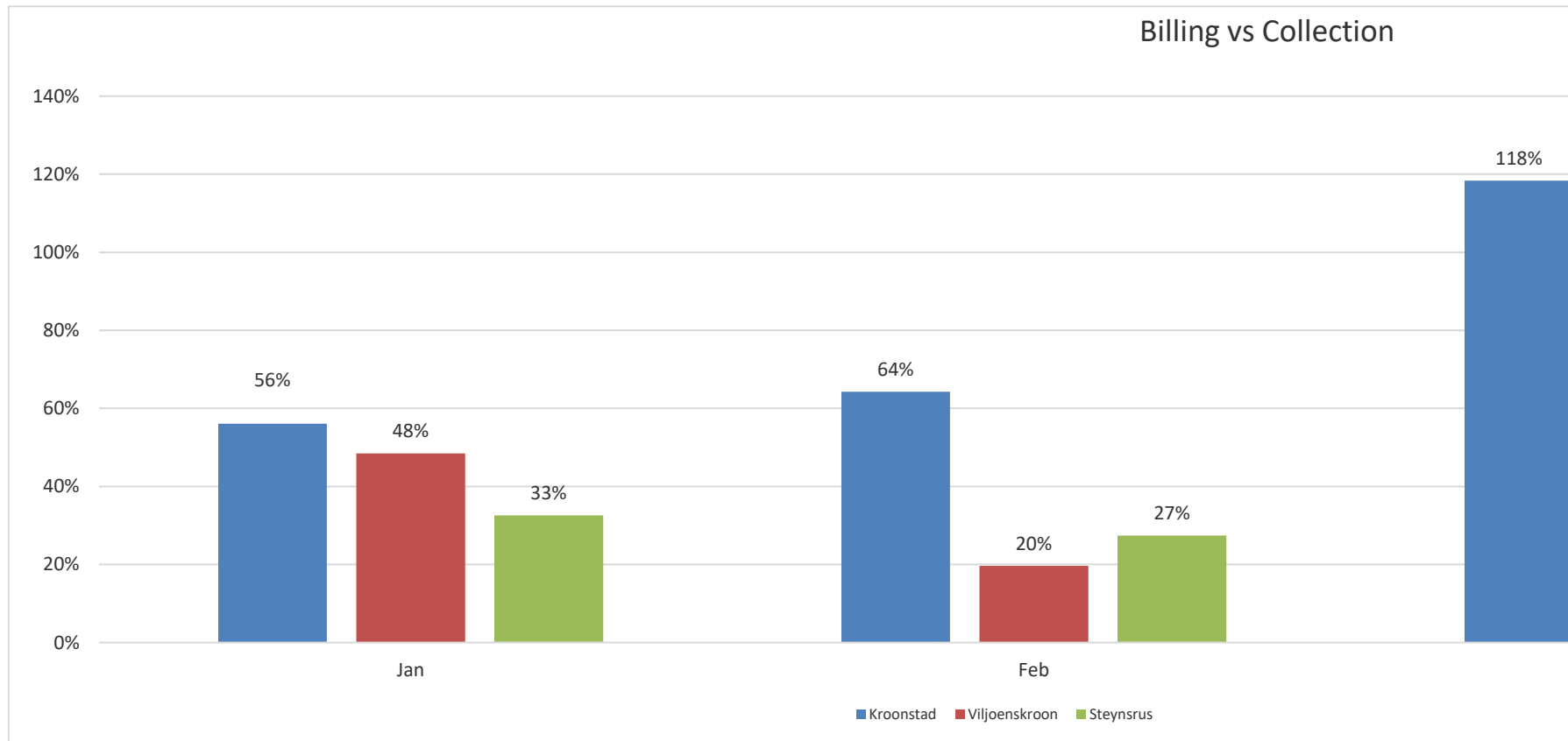
Collection Statistics - Third Quarter 2025-2026

Property Rates	19 532 421
Electricity - conventional <td>93 889 319</td>	93 889 319
Water <td>19 865 015</td>	19 865 015
Sanitation <td>15 800 360</td>	15 800 360
Refuse <td>9 981 344</td>	9 981 344
Other revenue <td>10 568 241</td>	10 568 241
Electricity - prepaid <td>41 258 950</td>	41 258 950



BILLING & REVENUE PER TOWN 01/07/2025 - 30/06/2026 (Excluding Pre-paid Electricity)

Month	Kroonstad			Viljoenskroon			Billing (BP135)
	Billing (BP135)	Receipts (BP135)	Percentage	Billing (BP135)	Receipts (BP135)	Percentage	
Jan	62 870 020	35 235 270	56%	16 297 434	7 891 837	48%	2 141 437
Feb	58 604 930	37 670 081	64%	15 723 121	3 086 075	20%	1 548 981
Mar	58 435 436	69 178 880	118%	15 628 665	14 420 074	92%	2 198 995
Total	179 910 386	142 084 231	79%	47 649 220	25 397 986	53%	5 889 413

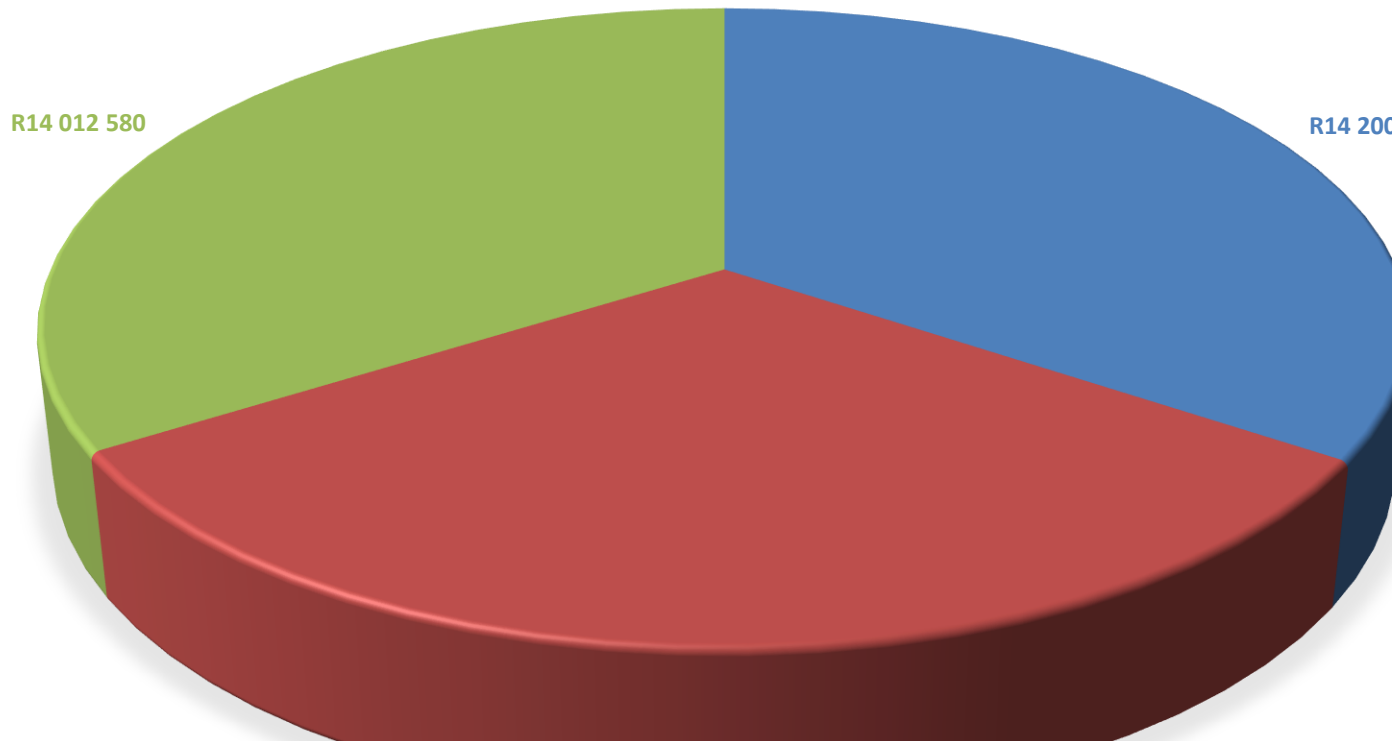


PRE-PAID ELECTRICITY SALES 2025-2026 FINANCIAL YEAR

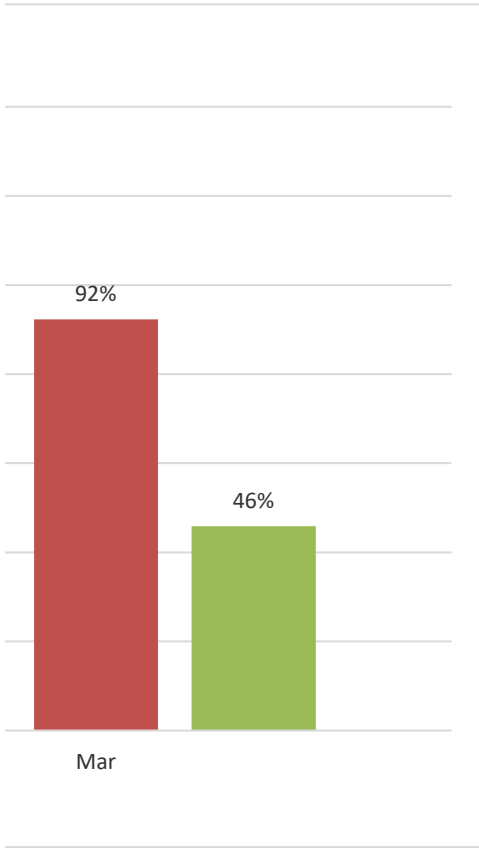
Month	Arrears	Cost of Units	Vat	Cash Tended	Units Sold	FBE Value	% Movement
Jan	R0	R14 200 142	R2 129 818	R16 329 961	R5 851 316	R1 029 848	↓ -2%
Feb	R0	R13 045 873	R1 956 699	R15 002 572	R5 445 783	R1 036 507	↓ -8%
Mar	R0	R14 012 580	R2 101 697	R16 114 276	R5 803 408	R1 044 709	↑ 7%
Totals	R0	R41 258 595	R6 188 214	R47 446 809	R17 100 507	R3 111 064	

Billing for Kroonstad/Maokeng, Brentpark in the third quarter of 2025-2026 was R179.9m, Viljoenskroon/Rammolutsi was R47.6m and Steynsrus/Matlwangtlwang was R5. The average Collection Rate for Kroonstad/Maokeng/Brentpark for the third quarter of 2025-2026 is 79% , Viljoenskroon/Rammolutsi is 53% & Steynsrus/Matlwangtlwang is 53%. Kroonstad/Maokeng/Brentpark generated a revenue of R142m for the third quarter of 2025-2026, Viljoenskroon/Rammolutsi generated R25.4m & Steynsrus/Matlwangtlwang generated R5. The cost of revenue generated through prepaid electricity for the third quarter of 2025-2026 is R41 258 595. The electricity vendors are contributing to these sales.

PREPAID ELECTRICITY SALES @ COST



Steynsrus	
Receipts (BP135)	Percentage
697 684	33%
424 885	27%
1 008 646	46%
2 131 215	36%



i 889 413.
g is 36%.
rang generated R2.1m.

142

|

Analysis of Debtors as at 31 March 2026							
	0 - 30 Days	31 - 60 Days	61 - 90 Days	91 - 120 Days	Total		
Debtors Age Analysis By Income							
Water	22 938 550	21 368 981	19 574 342	971 013 447	1 034 895 320		
Electricity	29 996 804	13 215 864	14 125 664	173 851 723	231 190 055		
Property Rates	6 465 290	4 452 248	4 031 288	126 712 462	141 661 288		
Sewerage	8 158 370	6 801 494	6 579 402	299 417 338	320 956 604		
Refuse Removal	5 721 106	4 787 524	4 645 513	218 065 082	233 219 225		
Other	1 108 646	949 991	886 819	86 730 710	89 676 166		
Total By Income Source	74 388 766	51 576 102	49 843 028	1 875 790 762	2 051 598 658		
Debtors Age Analysis By Customer Group							
Government	17 565 321	8 100 889	8 106 372	106 142 677	139 915 259		
Business	29 083 588	11 055 589	13 124 897	176 179 359	229 443 433		
Households	33 160 620	29 641 499	26 486 327	1 453 506 616	1 542 795 062		
Other	-5 420 763	2 778 125	2 125 432	139 962 110	139 444 904		
Total By Customer Group	74 388 766	51 576 102	49 843 028	1 875 790 762	2 051 598 658		

Total Debtors as at 31 December 2025 **1 987 763 071**

Highlights	31-Jan	28-Feb	% Change	31-Mar	% Change	Reference	% Increase / (Decrease) in Debtors
Services							3%
Councillors' debt (>90 days)	R 1 622 848	R 1 628 901	0%	R 1 646 261	1%	BP136-r	63 835 587
Officials debt (>90 days)	R 3 325 005	R 3 254 288	-2%	R 3 468 043	7%	BP136-a	
Sundry debtors							
Telephones (Officials & Councillors)	R710 200.90	R733 604.45	3%	R741 714.79	1%	BP136-rt	
Indigents	R 293 315 857	R 302 627 196	3%	R 310 773 051	3%	BP136-ia	
Total Debt 90 Days +	R 298 973 911	R 308 243 990	3%	R 316 629 070	3%		

Creditors

Detail	0 - 30 Days	31 - 60 Days	61 - 90 Days	91 - 120 Days	121 - 150 Days	151 - 180 Days	181 Days - 1 Year	Over 1 Year	Total
Bulk Electricity	59 781 983	115 861 484	55 966 828					2 076 987 912	2 308 598 207
Loan repayments									
Trade Creditors	7 861 409	2 478 615	765 022	2 742 533					13 847 579
Auditor General	10 855	95 063	259 815	630 270					996 003
DWS	898 718	898 715	975 253					23 589 322	26 362 008
GOVERNMENT GARAGE									
Total	68 552 965	119 333 877	57 966 918	3 372 803				2 100 577 234	2 349 803 797

		Column Labels	
		202507	
Row Labels	Description	Sum of Total BALANCE	Sum of Count
001000	KROONSTAD	91805749.48	15238
001001	CENTRAL TOWN_KROONSTAD	48166.73	19
001003	CENTRAL TOWN KROONSTAD	4571.82	8
001004	GOEDGEDACHT KROONSTAD	575008.53	133
001005	WILGENHOF KROONSTAD	678226	165
001006	GUNHILL KROONSTAD	1469065.65	125
001007	CENTRAL TOWN KROONSTAD	8297.05	7
001008	GUNHILL KROONSTAD	221885.75	7
001010	KROONHEUWEL KROONSTAD	8335693.16	2533
001011	KROONDUSTRIA KROONSTAD	35304256.5	781
001012	SUIDRAND KROONSTAD	6625794.67	2017
001013	GUNHILL KROONSTAD	27967.11	5
001014	KROONHEUWEL KROONSTAD	925323.3	328
001015	NOORDHOEK KROONSTAD	4123701.68	1499
001016	GUNHILL KROONSTAD	2026306.05	5
001018	WILGENHOF KROONSTAD	3319887.19	697
001019	PANORAMA KROONSTAD	4140184.15	909
001020	GOEDGEDACHT KROONSTAD	-830.62	1
001022	MOREWAG KROONSTAD	13007915.21	4063
001024	KROONHEUWEL KROONSTAD	502787.68	163
001028	NOORDHOEK KROONSTAD	875911.19	200
001029	PRESIDENTIA KROONSTAD	10856217.21	488
001030	KROONHEUWEL KROONSTAD	2298501.08	58
001032	CENTRAL TOWN KROONSTAD	467679.73	42
001033	SUIDRAND KROONSTAD	1309077.31	516
001034	CENTRAL TOWN KROONSTAD	65391.19	25
001037	PANORAMA KROONSTAD	729091.89	238
001038	GUNHILL KROONSTAD	1690520.38	5
001039	MOREWAG KROONSTAD	639506.99	155
001041	GUNHILL KROONSTAD	332977.61	17
001042	MOREWAG KROONSTAD	411477.27	424
001043	KROONHEUWEL KROONSTAD	268987.22	150
001045	SUIDRAND KROONSTAD	2355374.7	809
001046	NOORDHOEK KROONSTAD	280122.05	96
001048	CENTRAL TOWN KROONSTAD	1075985.54	6
001049	CENTRAL TOWN KROONSTAD	698033.44	92
001050	WESPARK KROONSTAD	8856260.98	1613
001051	CENTRAL TOWN KROONSTAD	92275.56	5
001052	ELANDIA KROONSTAD	1823725.13	901
001053	MOREWAG KROONSTAD	188026.65	58
001054	UITSIG KROONSTAD	1653830.73	929
001055	CENTRAL TOWN KROONSTAD	252114.84	7

001056	JORDANIA KROONSTAD	201151.96	7
001057	UITSIG KROONSTAD	530132.28	122
001058	CENTRAL TOWN KROONSTAD	609544.12	6
001060	SUIDRAND KROONSTAD	1637854.41	382
001061	KROONDUSTRIA KROONSTAD	3836119.23	195
001062	JORDANIA KROONSTAD	1620783.28	660
001063	CENTRAL TOWN KROONSTAD	597913.72	35
001064	ELANDIA KROONSTAD	5364112.48	1005
001066	ELANDIA KROONSTAD	1625375.59	288
001068	MOREWAG KROONSTAD	969331.12	224
001069	CENTRAL TOWN KROONSTAD	1783775.7	12
001070	TUINHOF KROONSTAD	6880914.31	943
001071	TUINHOF KROONSTAD	53341.16	99
001073	PANORAMA KROONSTAD	432880.23	316
001074	CENTRAL TOWN KROONSTAD	489589.48	44
001076	ELANDIA KROONSTAD	1296645.17	129
001077	TUINHOF KROONSTAD	180218.41	70
001078	KROONDUSTRIA KROONSTAD		
001079	KROONDUSTRIA KROONSTAD	1161598.96	9
001081	KROONDUSTRIA KROONSTAD	399555.52	49
001082	NOT IN USE	59520.12	6
001083	NOORDHOEK KROONSTAD	-28372.02	18
001085	VAN RIEBEECKPARK KROONSTAD	1.68	5
001088	HEUWELSIG KROONSTAD	379.84	175
001096	SPOORNET HOUSING KROONSTAD	-527566.91	318
001097	MUNICIPAL HOUSES KROONSTAD	1005438.23	128
001098	DEPARTMENTAL ACCOUNTS KROONSTAD	-247593.79	375
001099	KROONSTAD PLANS	23108.22	46
002000	KROONSTAD MAOKENG	276837908.5	27640
002001	KROONSTAD MAOKENG EXT 1	86198387.56	10213
002002	KROONSTAD MAOKENG EXT 2	53670961.07	6268
002003	KROONSTAD MAOKENG EXT 3	367134.45	17
002004	KROONSTAD MAOKENG EXT 4	15623943.19	2587
002005	KROONSTAD MAOKENG EXT 5	58274048.95	5674
002006	KROONSTAD MAOKENG EXT 6	27820402.3	2566
002007	KROONSTAD MAOKENG EXT 7	-5576.44	5
002008	KROONSTAD MAOKENG EXT 8	117064515.4	4258
002009	KROONSTAD MAOKENG EXT 9	16414152.31	1410
002010	KROONSTAD MAOKENG EXT 10	23882010.53	2702
002011	KROONSTAD MAOKENG EXT 11	131016.49	27
002012	KROONSTAD MAOKENG EXT 12	486033.73	705
002013	KROONSTAD MAOKENG EXT 13	4914190.51	3183
002014	KROONSTAD MAOKENG EXT 14	74867.76	24
002015	KROONSTAD MAOKENG EXT 15	286428.19	20
002016	KROONSTAD MAOKENG EXT 16	659535.49	234
002041	KROONSTAD MAOKENG EXT 41	1683857.48	20
002060	KROONSTAD MAOKENG EXT 60	-165	1

002065	KROONSTAD MAOKENG EXT 65	-718	3
002081	KROONSTAD MAOKENG EXT 81	339997.76	18
002083	KROONSTAD MAOKENG EXT 83	292573.12	15
002084	KROONSTAD MAOKENG EXT 84	335395.75	15
002085	KROONSTAD MAOKENG EXT 85	250542.06	6
002087	KROONSTAD MAOKENG EXT 87	302805.16	42
002088	KROONSTAD MAOKENG EXT 88	386783.04	13
006000	KROONSTAD MAOKENG SCHOOLS EXT 0	9944.27	21
006001	KROONSTAD MAOKENG SCHOOLS EXT 1	704860.24	6
006007	KROONSTAD MAOKENG SCHOOLS EXT 7	469.02	1
007000	KROONSTAD BRENTPARK EXT 0	21527997.62	2387
007001	KROONSTAD BRENTPARK EXT 1	1516758	292
007002	KROONSTAD BRENTPARK EXT 2	972150.79	183
007003	KROONSTAD BRENTPARK EXT 3	196499.27	13
007005	KROONSTAD BRENTPARK EXT 5	405521.77	94
007006	KROONSTAD BRENTPARK EXT 6	2857879.83	333
008000	KROONSTAD SMALLHOLDINGS	9181.94	7
008006	KROONSTAD - PLOT BATAVIA	117892.23	5
008015	KROONSTAD - PLOT GENOT	-4503	2
008021	KROONSTAD - PLOT IRENE	1558251.64	93
008026	KROONSTAD - PLOT KRAALKOP	821206.3	153
008032	KROONSTAD - PLOT LOMOND	2355.2	6
008037	KROONSTAD - PLOT NIEUWEHOOP	-688	108
008040	KROONSTAD - PLOT PAREL		
008057	KROONSTAD - PLOT THE ESTATE	114490.8	9
008059	KROONSTAD - PLOT THE MEADOWS	4336526.14	145
008064	KROONSTAD - PLOT VRISCHGEWAAGD	1647984.35	492
008065	KROONSTAD - PLOT WESHEUWEL	476277.62	90
008068	KROONSTAD - PLOT LA PORTE VASE	647004.32	114
008069	KROONSTAD - PLOT BUITENZORG	112293.18	35
008999	KROONSTAD - SMALLHOLDING ERRORS	650995.55	159
010000	KROONSTAD MAXIMUM DEMAND EXT 0	2047739.69	313
010011	KROONSTAD MAXIMUM DEMAND EXT 11	183952.81	15
010026	KROONSTAD MAXIMUM DEMAND EXT 26	1904648.57	10
010096	KROONSTAD MAXIMUM DEMAND EXT 96	59784.17	8
010098	KROONSTAD MAXIMUM DEMAND EXT 98		
010099	KROONSTAD MAXIMUM DEMAND EXT 99	20056.56	18
010999	KROONSTAD MAXIMUM DEMAND EXT 999	111973.56	88
011000	STEYNSRUS	18126278.76	1873
011001	STEYNSRUS REMOTE AREAS	-15255.56	17
011012	STEYNSRUS - MATLWANGTLWANG	75702731.39	7208
013014	VILJOENSKROON/RAMMULOTSI MD METERS	831701.68	5
013015	VILJOENSKROON	37592885.34	3822
013016	VILJOENSKROON - RAMMULOTSI	598104041.1	21346
013017	VILJOENSKROON ACCOUNTS	3422279.41	337
015000	KROONSTAD RURAL DISTRICT FARMS	68556789.37	2717
017000	VILJOENSKROON RURAL DISTRICT FARMS	20519933.07	2076

018000	VIERFONTEIN	2572358.63	948
019000	RENOVAAL	503656.52	543
020000	SENEKAL RURAL DISTRICT FARMS	4784222.56	643
021000	VREDEFORT RURAL DISTRICT FARMS	7723324.52	1175
022000	LINDLEY RURAL DISTRICT FARMS	1865037.44	329
023000	BOTHAVILLE RURAL DISTRICT FARMS	6688009.69	365
999999	SUNDRIES	61180716.01	30117
A	AMPTENARE/OFFICIALS	4142503.18	495
B	BESIGHEID / BUSINESS	198937669.1	9602
BV	BUSINESS VACANT	12810789.5	261
C	KERKE / CHURCHES	20749650.41	530
C1	CASHIER SHORTAGES	104693.48	61
CP	CHURCHES PARSONAGE	786513.08	29
CT	COUNCILLORS TELEPHONE & TABLETS	-270326.58	57
DD	DIVERSE DEBITEUR / SUNDRY DEBTOR	348394.99	219
E	ERVEN DEBTORS / ERWE DEBITEURE	14924528.27	6993
F	FARMS	55763036.37	6884
G1	PROVINCIAL GOVERNMENT	28212.32	26
G2	NATIONAL GOVERNMENT	483100.09	81
G6	GRAZING CAMPS	186745.96	10
GJ	GOVERNMENT JUSTICE	307261.14	13
H	HUISHOUDELIK / DOMESTIC	1117268590	81322
HO	HOUSING DEBTORS	355321.67	37
HV	HOUSEHOLD VACANT STANDS	13824326.17	853
IA	INDIGENTS	234876924.4	32664
M	MUNICIPAL / MUNISIPALITEIT	-1848805.49	27454
M2	MAINTENANCE COST	582029.17	11
MD	MUNICIPAL - DAPARTMENTAL ACCOUNTS	-219968.79	2622
MP	MULTI PURPOSE	9140387.99	155
NC	NATIONAL CORRECTIONAL SERVICES	4842761.81	12
ND	NATIONAL DEFENCE FORCE	10977704.35	44
NP	NATIONAL POLICE	2686333.72	71
NW	NATIONAL PUBLIC WORKS	607543.01	62
ON	NON GOVERNMENTAL ORGANISATIONS	856.04	1
P2	FSPG-SR	17006372.54	93
P3	FSPG-SCHOOLS	31794159.87	95
P5	FSPG-WE	14985172.33	52
PA	PROVINCIAL AGRICULTURE	239.52	2
PB	PUBLIC BENEFIT ORGANISATIONS	1844514.76	36
PE	PROVINCIAL EDUCATION	1989784.71	21
PH	PROVINCIAL HEALTH	32248234.12	30
PR	FSPG-PR	6844824.06	140
PS	PROVINCIAL SOCIAL DEVELOPMENT	267916.77	3
PT	PRIVATE TOWN	2908170.59	914
PW	PROVINCIAL WORKS ROADS AND TRANSPORT	2177366.63	84
Q1	RESCUE SERVICES/RESCUE ACCIDENTS	5279367.51	1204
Q2	FIRE INVESTIGATIONS	67244.39	9

Q3	FIRE RESCUE SERVICES	26941.84	10
R	RAADSLEDE/COUNCILLORS	1905136.32	97
R1	RENTALS	24877834.92	5929
R2	RENT RAILWAY SIDINGS	5943217.03	308
R3	PERSONNEL HOUSES	373899.93	43
R4	SMALLHOLDINGS	12092125.53	387
R5	ADVERTISING SIGNS	3766650.62	90
R6	OCCUPATION RENTS	231124.64	18
R7	MOBILE FAST-FOOD VENDORS	1754785.53	175
R8	MTN/VODACOM	-259569.39	12
R9	HOSTEL FEES	831726.96	208
RB	AVAILABLE	2957.36	34
RR	RESCUE SERVICES	3639647.54	2949
RT	TELEPHONE ACCOUNTS	712642.08	1895
RV	VACUUM TANK SERVICES	11572.7	376
S	SCHOOLS / SKOLE	49798.34	14
SH	SMALL HOLDINGS	1966171.98	179
T	TUCKSHOPS & TAVERNS	35215.39	24
TR	TRANSNET	-2861.91	136
Z	INACTIVE ACCOUNTS WITH ZERO BALANCES	16883.84	744
(blank)	(blank)		
Grand Total		3755572088	374470

202508		202509		202510	
Sum of Total BALANCE	Sum of Count	Sum of Total BALANCE	Sum of Count	Sum of Total BALANCE	Sum of Total BALANCE
92976921.05	15275	91409325.44	15287	89122471.42	
46398.18	19	47055.11	19	45729.09	
4645.59	8	4844.82	8	4459.6	
596451.52	134	610902.33	135	582877.5	
703560.58	165	732162.95	166	750614.13	
1521836.57	125	1541177.59	125	1533019.54	
8014.95	7	8939.02	7	10115.49	
225181.67	7	228494.82	7	231825.21	
8284532.85	2542	8563070.1	2546	8683156.37	
26320266.9	781	26850384.81	781	26479919.65	
6763712.43	2023	6908487.32	2029	6996559.06	
-5673.31	5	37598.17	5	28613.79	
966936.44	328	974027.51	328	1002936.82	
4064840.26	1502	4126555.02	1504	4153640.67	
2043563.7	5	2039195.67	5	2032111.28	
3345456.53	700	3263121.21	701	3236365.95	
4051763.84	909	4015007.39	911	3999194.98	
-24.84	1	971.84	1	850.72	
12327417.1	4072	12629560.92	4077	12374575.73	
512360.42	163	535228.77	163	536334.67	
901404.31	202	943624.7	202	957783.74	
11214565.17	490	11933934.54	491	11676998.84	
2349704.62	58	2413410.38	58	2482961.93	
468864.65	42	504412.33	42	485347.09	
1290942.59	517	1331937.85	517	1365785.11	
75014.83	25	69387.12	25	60519.97	
753537.85	238	806990.25	241	817845.98	
1709477.03	5	1774605.88	5	1792191.67	
649714.43	157	626987.81	158	622500.99	
350249.71	18	241666.97	18	87302.37	
413179.69	424	425577.75	425	438023.33	
273838.27	150	283943.39	150	296128.35	
2909267.48	816	2920457.3	817	2985269.89	
287320.03	98	291403.52	98	316315.98	
1177161.03	6	1294746.22	6	1303560.03	
700793.74	92	880628.52	92	750871.31	
8809747.76	1620	8955503.84	1621	9063816.22	
98519.12	5	104762.68	5	96542.49	
1884126.87	906	1973561.61	907	1824743.71	
193043.52	58	192516.39	58	196085.36	
1632049.22	932	1695564.09	934	1727266.37	
294435.2	7	333802.95	7	366927.2	

262782.62	7	261299.81	7	296679.28
540580.83	123	551790.08	123	552268.24
573689.17	6	644563.94	6	647763.36
1566732.19	386	1652537.69	386	1664558.55
5418465.79	195	5924446.37	195	5448536.08
1680992.94	664	1718124.32	664	1719301.38
649663.15	35	595886.66	35	572497.05
5485222.36	1008	5638344.9	1009	5748893.88
1659214.03	292	1687636.47	292	1729013.68
981137.93	224	1004126.37	224	1032152.59
1801982.78	13	1837282.43	13	1871135.25
6905207.87	947	6973783.21	947	7064032.18
54464.13	99	55986.47	99	57141.86
423988.19	318	450452.02	318	402757.81
83705.84	44	117276.78	44	161957.2
1333023.08	130	1303454.15	130	1278620.58
183810.1	70	187676.03	70	192356.71
		1649.67	35	-1377492.29
1014637.68	9	1049740.03	9	1057504.61
411620.89	50	414544.79	50	413601.92
58092.33	6	61691.97	6	65319.02
-33234.14	18	-19801.26	18	-15495.35
5476.78	5	5473.88	5	5474.98
382.78	175	385.72	175	388.66
-541203.94	318	-12465.71	318	32674.16
975577.28	128	872563.17	128	901336.63
-240911.92	375	-240615.12	375	
23203.56	46	23298.9	46	23394.24
281754406.2	27693	287613096.2	27743	291469644.6
87621829.11	10234	89051152.45	10260	90125982.35
54498139.56	6275	55450154.19	6284	55923448.51
368747.91	17	372958.92	17	375943.01
15958031.8	2597	16307045.34	2606	16622602.76
58954310.15	5689	60253508.57	5697	60902184.81
28335410.58	2571	28903722.9	2572	29207040.67
-5576.44	5	-5576.44	5	-5576.44
119045732.3	4271	120888507.2	4276	121880459.3
16760599.19	1415	17123061.56	1415	17352328.36
20809851.45	2706	20993147.32	2708	12162390.79
131664.91	27	132313.33	27	132961.74
492354.85	707	497235.6	707	502141.53
4957693.33	3183	5006182.08	3183	5055191.46
75526.19	24	76187.39	24	76851.36
289862.62	20	293213.68	20	296681.24
667457.4	234	675458.97	234	683546.74
1697015.53	20	1714270.94	20	1727831.31
-165	1	-165	1	-165

-718	3	-718	3	-718
343642.05	18	347302.83	18	350980.12
298770.51	15	304141.34	15	309552.13
340346.6	15	345322.94	15	350324.76
254255.96	6	257988.9	6	261740.89
306165.64	42	309541.85	42	312933.52
391631.12	13	396503.06	13	401398.87
3684.72	21	5829.87	21	12524.4
689924.77	6	747266.26	6	816573.49
472.14	1	475.26	1	478.38
21899688.95	2393	22335413.61	2400	22641075.07
1540333.45	292	1565637.53	292	1567854.21
988643.21	183	1000250.64	183	1012722.57
198349.54	13	201648.26	13	203818.84
416058.57	94	423222.51	94	425012.92
2930747.14	333	3003268.06	333	3066261.72
15101.85	7	13889.75	7	7561.21
119051.98	5	120217.21	5	121386.94
-4648	2	-4793	2	-4938
1577202.88	93	1600387.31	93	1624082.58
860482.88	154	765889.88	154	883624.85
2470.64	6	2586.92	6	2704.03
-688	108	-688	108	-688
115393.98	9	116891.4	9	119303.84
4423525.57	145	4164636.67	145	4235035.04
1301998.79	492	1313304.35	492	1386186.96
487468.7	91	494201.72	91	501089.07
649754.37	114	685745.43	114	700377.07
123809.27	35	84427.13	35	89451.86
677584.51	159	707362.03	159	740498.59
71871.04	312	62889.07	312	68848.54
24274.2	15	186598.45	15	577604.02
1926107.22	10	1966136.78	10	1941901.83
461796.88	8	799855.6	8	1068708.02
-28104	22	-52753	22	-75517
20639.24	18	21225.7	18	21815.93
110411.06	88	136377.84	88	162405.97
18501289.54	1884	18789586.54	1887	18867498.01
-10255.92	17	-5057.93	17	288.93
76950073.19	7213	78155850.14	7214	79136257.65
836518.93	5	841336.18	5	846153.43
38088720.01	3845	38065425.02	3855	37105303.29
606212974.1	21379	614307573.7	21401	6156453356.5
3464855.7	337	3503746.84	337	3546901.75
70124693.27	2721	71331513.09	2727	73449031.91
20761509.64	2080	21059728.98	2081	21431916.55

2634120.67	949	2711864.39	950	2783668.28
531526.8	545	554028.79	549	569246.26
4875595.61	643	4903772.17	643	4911341.32
7850335.32	1176	7961087.84	1176	8095773.87
1889296.09	329	1910474.66	329	1953706.92
6787009.27	365	6902504.01	365	6971717.78
61837287.38	30118	62942555.4	30122	62224492.8
3906501.99	491	3854194.72	487	3917925.19
190018913	9619	192152515.5	9625	181910699.3
12996766.39	261	11211132.28	264	10921289.95
21025102.73	531	21234493.97	532	21478067
106107.17	61	106420.86	61	106144.34
801112.87	29	817085.76	29	826714.65
-270084.38	57	-269871.97	57	-276803.32
351753.68	219	355120.45	219	358495.3
14964599.03	6996	14995848.15	6996	13544889.57
55979350.67	6893	58189206.15	6904	57673043.27
29150.52	26	30094.82	26	31045.22
516606.63	80	452288.03	80	481788.38
188453.53	10	190168.91	10	191892.09
286923.21	13	118469.32	13	116707.97
1130930496	81545	1144699915	81597	1142558717
369922.07	37	360913.86	36	370318.14
13954874.56	853	13900276.51	848	14075296.94
240952249.9	32763	248981257.1	32920	263112563.6
-1751968.4	27454	-1782382.12	27454	-1892228.66
585009.24	11	587989.31	11	590969.38
-185661.92	2622	-173318.23	2622	110500
9300674.13	156	8689965.17	156	8389191.66
5238329.11	12	4584302.75	12	4949153.13
10580902.73	45	8571191.18	45	9438826.79
2900420.4	71	2889673.26	71	3136540.82
1288455.08	61	2115121.23	61	2849935.23
892.07	1	928.38	1	964.97
16163747.73	93	17227330.59	93	18271776.02
32896325.96	95	34410868.38	95	35279319.61
15065237.01	52	15625635.88	52	15995647.97
239.52	2	239.52	2	239.52
1918168.8	36	1979137.37	36	1982152.93
2047989.47	21	2142306.02	21	2216868.9
30869505.42	30	32799977.1	30	34484545.87
8588480.89	140	10333810.97	140	3462991.75
271486.53	3	275056.29	3	278626.05
2988408.5	914	3077558.1	914	3161870.21
2192389.03	84	2218547	84	2241009.93
5309811.68	1204	5341715.55	1204	5373191.64
67801.88	9	68359.37	9	68916.86

27082.07	10	27222.3	10	27362.53
1914577.76	98	1865158.21	89	1925698.43
25284354.47	5931	25527699.39	5934	25764697.07
5972923.54	308	6003681.7	308	6030234.73
379396.48	43	384927.11	43	390490.84
12182600.38	387	12274349.03	387	12364725.07
3828388.44	90	3874333.91	90	3936546.27
235571.57	18	240044.15	18	242765.54
1772043.38	175	1789372.64	175	1804273.34
-257271.91	12	-254974.43	12	-252676.95
837033.63	208	842355.78	208	847693.34
2971.98	34	2986.6	34	3001.22
3659134.25	2949	3678620.96	2949	3698107.67
716892.06	1895	721203.24	1896	650088.63
12158.46	376	12217.52	376	12281.06
42902.98	14	78390.62	14	55015.64
1653467.33	180	1513877.05	180	1658344.38
35554.09	24	36350.27	24	37819.32
-2861.91	136	-2861.91	136	-2861.91
17003.38	744	17122.92	744	17242.46

3783518733

375196

3841991240

375661

3842001307

202510		202511		202512	
Sum of Count	Sum of Total BALANCE	Sum of Count	Sum of Total BALANCE	Sum of Count	Sum of Total BALANCE
15293	91660291.21	15311	92516072.99	15334	
19	48144.9	19	45624.03	19	
8	2109.2	8	1590.13	8	
135	596352.23	135	623335.14	135	
166	763524.81	167	785769.66	167	
125	1522493.6	125	1507318.2	125	
7	9978.7	7	9755.12	7	
7	235172.83	7	238537.68	7	
2547	8858415.6	2552	8835951.47	2553	
781	26142072.95	782	26760173.33	784	
2030	7140147.12	2035	7156826.04	2040	
5	39886.38	5	39128.81	5	
328	1023382.04	329	1020788.36	329	
1505	4206763.75	1508	4214116.82	1514	
5	2155059.81	5	2165631.78	5	
702	3290125.03	702	3355406.73	706	
911	3998551.34	914	4014040.55	916	
1	868.75	1	866.08	1	
4081	12621674.13	4090	13004554.72	4100	
163	546681.15	164	557524.46	164	
202	999500.18	202	1011512.52	202	
492	11923123.01	493	13014635.84	493	
58	2550618.15	58	2619332.1	58	
42	487219.86	42	518753.95	42	
517	1379590.2	518	1419123.97	518	
25	42544.2	25	78026.56	25	
242	817589.42	243	837517.03	243	
5	1810202.69	5	1880910.59	5	
159	630125.54	160	640281.26	160	
18	109965.35	18	126621.02	18	
426	437163.28	426	402921.99	426	
150	307028.96	150	305592.98	151	
818	2788693	820	3092736.23	821	
98	329357.2	98	336654.7	98	
6	1334692.62	6	1352352.1	6	
92	776255.09	92	876830.7	92	
1622	9183088.88	1625	9311917.09	1629	
5	99864.8	5	103187.11	5	
908	1866825.86	910	1753114.49	914	
58	200146.04	58	203798.37	58	
935	1749741.82	937	2326493.14	937	
7	398232.78	7	428713.45	7	

7	222564.83	7	256252.9	7
123	569685.53	124	579872.56	125
6	664860.29	6	671202.42	6
387	1710803.94	387	1710659.16	388
195	5798654.14	196	6582962.61	196
665	1703779.53	666	1671415.08	667
35	655279.13	35	655279.77	35
1010	5817391.17	1012	5873607.21	1016
292	1762001.48	292	1780753.8	292
224	1051787.64	224	1060401.4	225
13	1909012.78	13	1957114.73	13
947	7125675.1	950	7215872.59	952
99	58494.07	99	60041.1	99
320	395936.66	320	456699.18	321
44	203905.41	44	244714.42	44
130	1308331.91	130	1268354.98	130
70	197260.93	70	202004.03	70
36	-1379142.25	36	-1379142.21	36
9	1099737.61	9	1145241.64	9
50	418667.79	50	412462.28	50
6	68973.47	6	72554.49	6
18	-11167.4	18	-6819.55	18
5	10950.08	5	-9759.82	5
175	391.6	175	394.54	175
318	257615.72	318	481070.85	318
129	926750.52	129	961693.76	129
46	23489.58	46	23584.92	46
27843	297079463.3	27931	302513527.3	27977
10269	91573298.02	10283	93199426.46	10298
6308	56859478.55	6318	57841137.69	6331
17	379120.65	17	383361.75	17
2610	17000374.07	2611	17377524.64	2612
5708	62087483.58	5721	63205467	5729
2582	29708566.57	2588	30136191.75	2598
5	-5576.44	5	-6076.44	6
4291	123129245.3	4299	124879454.5	4303
1421	17724301.83	1427	18065663.71	1432
2709	11027247.8	2710	10624291.23	2713
27	133610.15	27	134258.56	27
709	508308.95	709	514804.79	709
3183	5103452.94	3183	5153373.96	3237
24	77518.1	24	78187.6	24
20	300065.28	20	303564.95	20
234	691663.09	234	696446.98	234
20	1739955.14	20	1777844.38	20
1	-165	1	-165	1

3	-718	3	-718	3
18	354673.9	18	358384.18	18
15	315002.23	15	319786.66	15
15	355352.04	15	360404.81	15
6	265511.9	6	269301.96	6
42	316340.85	42	319763.91	42
13	406318.53	13	411262.04	13
21	6514	21	10055.07	21
6	825292.8	6	34360.86	6
1	481.5	1	484.62	1
2402	22934497.13	2406	23353549.57	2408
292	1585595.46	292	1609501.09	292
183	1028802.38	183	1040306.83	183
13	206838.31	13	209224.67	13
94	435501.81	94	443012.32	94
333	3119520.31	333	3186580.01	334
7	7274.42	7	8335.92	7
5	122561.18	5	123739.93	5
2	-5083	2	-5123	2
93	1632684.11	93	1654028.14	93
155	959248.18	155	976324.43	155
6	2821.98	6	2940.76	6
108	-688	108	-688	108
	-400	10	-400	10
9	120193.18	9	121268.83	9
145	4298000.87	145	4365512.78	145
492	1362044.63	492	1419835.14	492
91	507658.39	91	514538.64	91
114	715230.82	114	712742.03	114
35	96902.44	35	105628.77	35
159	768130.85	159	802643.55	159
312	73147.58	312	50099.66	312
15	718921.46	15	697774.12	15
10	1938982.09	10	2013484.41	10
8	1331677.02	8	1584909.62	8
22	-70027	22	-449151.2	22
18	22409.93	18	22982.32	18
88	120321.85	88	246347.1	88
1895	19397524.83	1906	19684947.17	1915
17	5634.25	17	10545.34	17
7221	80298924.12	7221	81490049.59	7221
5	850970.68	5	855787.93	5
3856	38351760.71	3864	39384768.24	3869
21412	623258711.4	21450	631279238.8	21457
337	3548010.72	337	3602645.37	337
2733	77835567.17	2736	82467830.07	2740
2084	21874763.3	2085	22042227.74	2087

953	2854510.76	954	2924665.92	954
553	594036.5	554	618709.92	556
643	5008041.28	645	5098372.59	645
1176	8266290.21	1176	8418396.95	1176
329	1993968.38	329	2032081.46	329
366	7102331.71	366	7217404.58	366
30124	63426269.92	30131	63421551.13	30136
486	4007662.08	486	4057801.39	486
9631	184454390	9635	188763914.9	9644
264	11115925	264	11330352.07	264
533	21780533.77	533	22117045.2	533
61	106467.82	61	106791.3	61
29	834565.78	29	846735.25	29
57	-269465.91	57	-269319.54	57
219	361878.22	219	147765.19	219
6998	13585046.97	6999	13448750.14	7004
6922	58551750.56	6931	59455861.64	6938
26	32001.72	26	32964.34	26
79	515014.98	79	501730.8	79
10	193623.09	10	195361.91	10
13	152470.24	13	79293.35	13
81503	1150686446	81516	1166102816	81614
36	382753.39	36	402069.63	36
853	14204579.54	849	14301472.81	851
33241	275732062.1	33497	282576144	33645
27454	-2007933.01	27455	-2592723.58	27455
11	593949.45	11	596929.52	11
2622	127197.61	2622	161709.81	2622
156	9297351.37	159	9300375.92	159
12	7411723.38	12	9464931.44	12
45	8232484.28	45	8127274.43	45
71	3421982.71	71	2980658.98	71
61	3611730.96	61	4214715.86	61
1	1001.85	1	1039.01	1
93	19354378.01	93	20379016.97	93
95	35708559.07	95	35878346.44	95
52	16366446.71	52	16634168.64	52
2	239.52	2	239.52	2
36	1830707.35	36	2071992.64	36
21	2288620.78	21	2356149.92	21
30	36285758.41	30	38101119.85	30
140	3459767.42	140	3462995.97	140
3	282195.81	3	285765.57	3
914	3244595.74	914	3325914.6	914
84	2262036.32	84	2308828.12	84
1204	5402357.22	1204	5434486.96	1204
9	69474.35	9	70031.84	9

10	27502.76	14	27642.99	14
91	1953121.23	91	1896575.36	87
5934	26846559.54	5938	27307890.93	5944
308	6056787.76	308	5815057.72	308
43	396087.67	43	401717.6	43
387	12436348.3	387	12529136.29	387
90	3999067.75	90	4061893.87	90
18	247283.54	18	251827.14	18
175	1818745.48	175	1833764.64	175
12	-250379.47	12	-248081.99	12
208	853046.21	208	858414.53	208
34	3015.84	34	3030.46	34
2949	3717594.38	2949	3737081.09	2949
1896	729033.27	1896	733053.48	1896
376	11809.3	376	12395.06	376
14	85273.46	14	83637.59	14
181	1681019.66	181	1662372.98	181
24	18474.81	24	19523.19	24
136	-2861.91	136	-2861.91	136
744	17362	744	17481.54	744

375806

3908634443

376398

3975526143

376940

202601		202602		202603	
Sum of Total BALANCE	Sum of Count	Sum of Total BALANCE	Sum of Count	Sum of Total BALANCE	Sum of Total BALANCE
95133005.4	15341	96209128.11	15345	90110881.25	
47325.95	19	50116.71	19	46574.06	
2968.62	8	3885.33	8	4382.96	
641204.6	135	662935.09	135	680068.95	
812330.3	167	823245.42	168	809623.42	
1534739.65	125	1542411.64	127	1557960.18	
10589.14	7	11643.95	7	9443.99	
241919.77	7	245319.09	7	248735.64	
8973297.21	2557	9225233.41	2558	9254501.4	
27798966.07	786	28331593.36	787	27751647.89	
7285398.69	2041	7481489.07	2042	7495620.08	
29258.72	5	70336.49	5	113211.13	
1056092.52	329	1117744.51	329	1141301.51	
4297615.62	1515	4299043.91	1515	4250916.63	
2023699.45	5	2150019.87	5	2032826.64	
3330484.24	706	3451010.13	706	3419579.47	
4031497.76	919	4178304.75	919	4125510.59	
1862.76	1	2867.13	1	3880.27	
13205022.8	4101	13288058.64	4103	12888624.37	
556760.73	164	576596.99	164	572214.67	
1040529.1	202	1070458.04	203	1081172.88	
13047492.96	493	12574218.23	494	12055394.26	
2690212.7	58	2761776.51	58	2815791.7	
518083.39	42	556839.19	42	531547.06	
1468038.43	518	1452978.03	518	1484808.78	
69578.33	25	60829.93	25	62585.53	
802020.43	243	835791.65	244	840213.37	
1945510.22	5	337993.99	5	391318.46	
646552.72	160	672728.47	160	682230.36	
143153.33	18	125760.93	18	121345.87	
403936.38	426	411417.48	426	403722.49	
312036.98	151	323280.31	151	348992.73	
3206394.11	823	3620320.92	826	3149546.2	
334119.09	98	347619.22	98	343441.37	
1345252.02	6	1354213.23	6	1038282.93	
873695.62	92	937543.34	92	830208.81	
9445680.3	1632	9665498.67	1634	9773426.52	
100951.92	5	104274.23	5	107596.54	
1858483.95	915	1945415.93	916	1824974.57	
210934.39	58	219183.74	58	223199.66	
1853465.49	937	1925249.56	937	1974131.09	
432928.03	7	322577.59	7	353511.2	

294627.97	7	294699.2	7	267032.99
587519.52	125	606315.73	125	612992.11
669411.21	6	718774.1	6	646561.23
1806777.41	388	1884017.51	388	1859685.31
6955093.9	196	6329305.41	196	5905771.31
1714987.11	668	1528145.38	670	1346096.96
1103484.15	35	716894.94	35	737221.59
6014759.67	1017	6115450.51	1017	6161660.81
1807288.33	293	1635052.02	293	1669093.56
1095399.1	225	1123841.16	225	1120368.64
2005479.13	13	2059689.02	13	2111431.78
7341667.76	954	7460910.56	956	7537436.84
61222.94	99	62787.6	99	63975.07
330495.13	321	353694.02	322	346905.19
282295.84	44	323836.48	44	352427.85
1270401.93	130	1294498.77	130	1301126.1
206780.6	70	211582.92	70	214368.69
-1379142.17	36	-1379142.13	36	-1379142.09
1135189.11	9	1126081.3	9	955528.09
421351.64	50	428630.6	50	432322.91
76262.94	6	79998.8	6	80749.24
-2450.69	18	1939.34	18	6468.44
-4284.72	5	-3056.62	5	-1230.52
397.48	175	400.42	175	403.36
131048.08	318	220615.52	318	278288.34
974306.82	129	1000937.85	129	988525.42
				-1431.63
23680.26	46	23775.6	46	23870.94
307214499.3	28084	312236239.4	28141	315749249.7
94534155.2	10322	95761043.43	10334	97139092.65
58651569.58	6343	59619454.99	6356	60464251.05
385350.22	17	389679.93	17	392879.72
17736812.34	2620	18183819.72	2624	18507348.81
64250695.46	5744	65355595.74	5759	66279227.64
30541828.64	2611	31083566.89	2613	31299783.74
-6076.44	6	-6076.44	6	-6076.44
126139828.8	4323	128171069.6	4328	129068994.3
18421780.24	1438	18689666.27	1438	18938472.63
11581426.16	2715	12553035.19	2715	9537479.61
134906.97	27	135555.38	27	136203.79
521028.16	710	527278.96	710	533557.24
5037357.84	3279	5065713.46	3297	5118767.09
78859.88	24	79534.94	24	80212.77
307081.12	20	310613.8	20	314162.98
704164.02	234	711927.12	234	719657.32
1790817.06	20	1798546.78	20	1810409.42
-165	1	-165	1	-165

-718	3	-718	3	-718
362110.94	18	365854.2	18	369613.96
325109.81	15	330470.55	15	335870.06
365483.06	15	370586.8	15	375716.02
273111.05	6	276939.18	6	280786.35
323202.68	42	326858.87	42	330330.78
416229.45	13	421220.7	13	426385.83
8011.66	21	8777.97	21	3596.84
61699.79	6	72973.65	6	54439.24
487.74	1	490.86	1	493.98
23750272.6	2423	24114178.84	2426	24290139.36
1639213.7	295	1662619.34	296	1694852.39
1060902.02	183	1074472.31	183	1086974.02
211123.18	13	214337.47	13	217641.72
453597.2	95	463392.46	95	470720.75
3186781.35	334	3265870.82	334	3336341.69
7458.09	7	7365.11	7	8090.2
124923.19	5	126110.95	5	127303.23
-5268	2	-5413	2	-5558
1674757.59	93	1694573.39	93	1713783.46
1059812.52	156	1165096.78	157	1248411.93
3060.38	6	3180.83	6	3302.12
-688	108	-688	108	-688
-400	10	-400	10	-400
122269.54	9	123025.51	9	123663.57
4437476.85	145	4508445.81	145	4579422.01
1458284.98	492	1603511.11	492	1614595.91
521443.92	91	529005.44	91	535864.21
749724.85	115	786003.82	115	799213.82
100591.9	35	74236.76	35	76422.31
828033.37	159	860079.9	159	727699.22
124727.99	312	136078.68	312	90002.61
6209315.96	15	6323443.36	16	5848016.45
1976902.89	10	1995885.83	10	2157867.43
1854428.87	8	2140902.96	8	298596.52
-21386	22	-83747	22	-24823
23609.25	18	24214.57	18	23614.1
253578.67	88	143620.71	88	134423.23
19979266.11	1916	20319525.01	1919	20551217.78
17232.81	17	21778.09	17	1411.28
82631667.86	7221	83409825.14	7221	84387908.22
860605.18	5	865422.43	5	870239.68
39989972.29	3874	44528807.88	3879	38579137.2
639021079.7	21468	647073123.5	21479	654205425.2
3666878.07	337	3711999.74	337	3771075.9
85553116.64	2743	91381519.67	2748	85152342.12
22513960.42	2093	22295481.72	2093	22323542.94

2990861	954	3039428.95	957	3115823.84
647588.65	558	669556.46	561	692903.05
5169225.65	645	5262523.98	645	5348178.63
8563028.18	1177	8545990.72	1179	8644455.67
2030855.75	329	2059081.31	330	2086383.51
7189023.73	368	7260036.09	368	7388439.04
63770472.18	30183	64143473.74	30186	64451201.01
4169976.95	484	4287304.86	484	4353441.7
200157465.6	9652	205653347.6	9662	192052679.5
11716010.61	264	11866945.77	263	11885780.82
22427479.59	533	22827684.59	533	23130224.01
107114.78	61	107438.26	61	107661.74
855582.33	29	860895.65	29	873543.32
-276248.33	57	-268913.42	57	-268767.05
151160.24	219	154563.37	219	157974.58
13435293.46	7011	13346554.46	7015	13334131.82
60561625.26	6949	62894856.93	6964	63568376.66
33933.04	26	34907.84	26	35888.74
533956.15	79	567789.59	79	599004.53
200156.54	10	202210.98	10	204298.37
158294.41	13	175040.07	13	187221.2
1175729092	81644	1186138167	81637	1194448564
413957.21	36	429118.35	36	443948.34
14340701.95	854	14535253.17	855	14667827.37
293315857	33923	302627196.5	34097	310773050.7
-2142712.18	27454	-2250346.08	27453	-2304942.05
599909.59	11	602889.66	11	605869.73
193375	2622	221000	2622	246456.17
9686452.34	159	9845747.7	159	9832969.83
9720720.66	12	11613433.9	12	12337929.39
8767529.9	45	9472709.95	45	10225708.57
3201111.31	71	3328631.81	71	3560891.7
5001318.24	61	5688661.28	61	6300915.24
1076.45	1	1114.17	1	1152.18
21397963.65	93	22415632.02	93	17274090.62
36527228.97	95	35408252.6	95	35464836.32
16895034.98	52	17034834.05	52	14841981.36
239.52	2	239.52	2	
2178761.85	36	2234024.3	36	2371566.96
2420466.99	21	2484261.79	21	2548473.7
39624038.33	30	41337239.8	30	32938047.4
138979.53	140	144397.45	140	138266.72
289335.33	3	292905.09	3	296474.85
3395682.7	914	3457418.61	914	3545532.48
2330703.36	84	2347335.64	84	2365328.37
5466516.7	1240	5562432.43	1239	5681630.3
70589.33	9	71146.82	9	71704.31

27783.22	17	27923.45	17	28063.68
1901832.19	87	1923183.3	87	1927519.52
27560537.78	5944	27795963.1	5945	28073255.05
5840895.59	308	5866733.46	308	5892571.33
407380.64	43	413076.78	43	418806.02
12623578.69	387	12715098.57	387	12805971.54
4125073.76	90	4188694.48	90	4252486
256396.35	18	260491.15	18	263901.99
1848630.84	175	1863744.01	175	1878904.17
-245784.51	12	-243487.03	12	-241189.55
863798.13	208	869197.1	208	874611.44
3045.08	34	3059.7	34	3074.32
3756562.49	2949	3776049.15	2949	3795535.81
634886.95	1900	713576.33	1900	717620.37
12454.12	376	12517.66	376	12045.72
85643.11	14	89748.1	14	48921.38
1712360.56	183	1895501.07	184	1928664.9
21625.8	24	2910.23	22	3182.06
-2861.91	136	-2861.91	136	-2861.91
17601.08	744	17720.62	744	17840.16

4050494342

377698

4119886326

378086

4103197317

202603	(blank)	
Sum of Count	Sum of Total BALANCE	Sum of Count
15359		
19		
8		
135		
168		
127		
7		
7		
2563		
787		
2045		
5		
331		
1519		
5		
707		
921		
1		
4107		
164		
203		
494		
58		
42		
519		
25		
246		
5		
160		
18		
426		
151		
826		
98		
6		
92		
1635		
5		
916		
58		
937		
7		

7
125
6
388
196
672
35
1017
293
226
13
956
99
322
44
130
70
36
9
50
6
18
5
175
318
129
375
46
28196
10357
6365
17
2626
5770
2619
6
4341
1438
2719
27
711
3309
24
20
234
20
1

3
18
15
15
6
42
13
21
6
1
2429
297
183
14
95
334
7
5
2
93
157
6
108
10
9
145
493
91
115
35
159
312
16
10
8
22
18
88
1922
17
7223
5
3885
21486
337
2749
2095

959
563
645
1179
330
368
30231
482
9665
263
533
61
29
57
219
7025
6968
26
79
10
13
81701
36
852
34226
27455
11
2622
159
12
45
71
61
1
93
95
52

36
21
30
140
3
914
84
1280
9

17
87
5945
308
43
388
90
18
175
12
208
34
2949
1900
376
14
184
22
136
744

378962

OPERATING EXPENSES

DESCRIPTION	Annual Budget 2025/2026	Actual 31-Mar-26	YTD 31-Mar-26	Variance (Unspent Budget)
EMPLOYEE RELATED COSTS	524 882 394.00	36 228 448.93	347 878 296.67	177 004 097.33
REMUNERATION OF COUNCILLORS	28 380 690.00	2 468 210.77	17 448 384.86	10 932 305.14
BULK PURCHASES	325 349 213.00	830 261.20	62 232 709.64	263 116 503.36
INVENTORY	41 195 897.00	5 363 300.79	25 853 479.65	15 342 417.35
DEPRECIATION ON ASSETS	10 282 705.00	-	-	10 282 705.00
INTEREST	8 790 312.00	550 000.00	4 950 000.00	3 840 312.00
CONTRACTED SERVICES	271 168 989.00	20 670 263.15	110 013 436.12	161 155 552.88
TRANSFERS AND SUBSIDIES	1 095 158.00	-	35 350.00	1 059 808.00
CONTRIBUTIONS TO BAD DEBTS	10 001 998.00	817 011.07	6 457 039.25	3 544 958.75
OPERATIONAL EXPENDITURE	169 425 959.00	7 643 744.66	87 226 424.17	82 199 534.83
OPERATING LEASES	23 431 483.00	523 952.54	9 632 977.90	13 798 505.10
TOTAL EXPENDITURE (NETT)	1 414 004 798.00	75 095 193.11	671 728 098.26	742 276 699.74

DESCRIPTION	Annual Budget 2025/2026	Actual 31-Mar-26	YTD 31-Mar-26	Variance
OUTSOURCE SERVICES				
OS: BURIAL SERVICES	286 227.00	0.00	45 250.00	240 977.00
OS: B&A HUMAN RESOURCES	0.00	0.00	0.00	0.00
OS: B&A OCCUPATIONAL HEALTH & SAFETY	0.00	0.00	0.00	0.00
OS: B&A ORGANISATIONAL	0.00	0.00	0.00	0.00
OS: B&A PROJECT MANAGEMENT	2 314 127.00	205 236.28	873 250.47	1 440 876.53
OS: B&A RESEARCH & ADVISORY	815 478.00	0.00	21 120.00	794 358.00
OS: B&A QUALIFICATION VERIFICATION	0.00	0.00	0.00	0.00
OS: B&A VALUER	3 285 468.00	32 173.91	257 391.28	3 028 076.72
OS: CATERING SERVICES	1 339 529.00	90 850.00	318 910.72	1 020 618.28
OS: CLEANING SERVICES	216 757.00	0.00	107 684.49	109 072.51
OS: ELECTRICAL	18 869 252.00	873 052.27	5 212 394.25	13 656 857.75
OS:ILLEGAL DUMPING	820 642.00	0.00	291 053.52	529 588.48
OS: MEDICAL SERVICES [HEALTH SERV &	350 000.00	0.00	0.00	350 000.00
OS: PERSONNEL & LABOUR	11 700 120.00	1 035 514.59	4 237 451.03	7 462 668.97
OS: CONNECT/DIS-CONNECTION: ELECTICI	9 757.00	0.00	0.00	9 757.00
OS: TRAFFIC FINES MANAGEMENT	174 997.00	0.00	43 680.00	131 317.00
OS: TRANSPORT SERVICES	0.00	0.00	0.00	0.00
SUB TOTAL : OUTSOURCE SERVICES	40 182 354.00	2 236 827.05	11 408 185.76	28 774 168.24
CONSULTANTS AND PROFESSIONAL SERVICES				
C&PS: B&A AIR POLLUTION	0.00	0.00	0.00	0.00
C&PS: B&A AUDIT COMMITTEE	225 133.00	0.00	112 782.73	112 350.27
C&PS: B&A BUSINESS & FIN MANAGEMENT	4 900 000.00	0.00	0.00	4 900 000.00
C&PS: B&A HUMAN RESOURCES	4 426 421.00	-109 707.50	586 561.62	3 839 859.38
C&PS: B&A MEDICAL EXAMINATIONS	1 000 000.00	0.00	404 201.40	595 798.60
C&PS: B&A OCCUPATIONAL HEALTH & SAFE	484 938.00	0.00	4 645.00	480 293.00
C&PS: B&A PROJECT MANAGEMENT	71 894 431.00	5 273 316.35	24 818 938.11	47 075 492.89
C&PS: B&A PROJ MAN(COMM CRISIS)	0.00	0.00	0.00	0.00
C&PS: B&A PROJ MAN(TRAI & AWARE)	0.00	0.00	0.00	0.00
C&PS: B&A PROJ MAN(COMM CRISIS)	500 000.00	0.00	0.00	500 000.00
C&PS: B&A PROJ MAN(EMERG RESPOND)	700 000.00	0.00	0.00	700 000.00
C&PS: B&A RESEARCH & ADVISORY	0.00	0.00	0.00	0.00
C&PS: B&A SYSTEM SUPPORT	20 880.00	0.00	0.00	20 880.00
C&PS: I&P ENGINEERING CIVIL	1 617 156.00	0.00	0.00	1 617 156.00
C&PS: I&P LAND & QUANTITY SURVEYORS	20 000.00	0.00	0.00	20 000.00
C&PS: I&P LAND SCAPE DESIGNER	374 796.00	0.00	0.00	374 796.00
C&PS: I&P TOWN PLANNER	130 000.00	0.00	0.00	130 000.00
C&PS: LAB SERV WATER	5 314 187.00	947 164.71	4 113 771.48	1 200 415.52
C&PS: LEGAL COST ADVICE & LITIGATION	7 500 000.00	3 756.59	650 931.03	6 849 068.97
C&PS: LEGAL COST ISSUE OF SUMMONS	150 000.00	0.00	0.00	150 000.00
C&PS: LEGAL COST COLLECTION	1 429 296.00	36 992.66	460 152.72	969 143.28
SUB TOTAL : CONSULTANT AND PROF SERV	100 687 238.00	6 151 522.81	31 151 984.09	69 535 253.91
CONTRACTORS				
CONTR: ARTISTS & PERFORMERS	55 230.00	0.00	0.00	55 230.00

OPERATING EXPENSES

DESCRIPTION	Annual Budget	Actual 31-Mar-26	YTD 31-Mar-26	Variance (Unspent Budget)
CONTR: BUILDING CONTRACTORS	688 062.00	76 300.36	214 540.36	473 521.64
CONTR: CATERING SERVICES	164 273.00	0.00	17 100.00	147 173.00
CONTR: EMPLOYEE WELLNESS	657 094.00	0.00	152 520.00	504 574.00
CONTR: EVENT PROMOTERS	200 000.00	0.00	0.00	200 000.00
CONTR: FIRE SERVICES	0.00	0.00	0.00	0.00
CONTR: GARDENING SERVICES	140 068.00	0.00	0.00	140 068.00
CONTR: INTERIOR DECORATOR	219 031.00	0.00	0.00	219 031.00
CONTR: INSPECTION FEES	1 879 353.00	137 003.30	1 239 284.91	640 068.09
CONTR: MAINT OF BUILDINGS & FACILIT	10 879 330.00	62 664.67	1 028 811.92	9 850 518.08
CONTR: MAINTENANCE OF EQUIPMENT	6 713 370.00	405 883.79	1 656 342.86	5 057 027.14
CONTR: MAINTENANCE OF EQUIPMENT (FLE	5 044 322.00	967 119.04	2 054 390.45	2 989 931.55
CONTR: MAINTENANCE FLEET	14 261 080.00	1 898 815.36	7 314 569.67	6 946 510.33
CONTR: PEST CONTROL & FUMIGATION	114 273.00	25 560.00	25 560.00	88 713.00
CONTR: PLANTS FLOWERS & OTH DECORATI	47 165.00	0.00	0.00	47 165.00
CONTR: PREPAID ELECTRICITY VENDORS	24 289 756.00	2 628 917.90	13 647 441.66	10 642 314.34
CONTR: SAFEGUARD & SECURITY	41 600 000.00	3 390 447.42	27 500 059.18	14 099 940.82
CONTR: TRAFFIC & STREET LIGHTS	23 346 990.00	2 689 201.45	12 602 645.27	10 744 344.73
SUB TOTAL : CONTRACTORS	130 299 397.00	12 281 913.29	67 453 266.28	62 846 130.72
CONTRACTED SERVICES	271 168 989.00	20 670 263.15	110 013 436.13	161 155 552.87
OPERATIONAL COST				
OC: ADV/PUB/MARK - CORP & MUN ACTIVI	2 163 944.00	0.00	427 607.25	1 736 336.75
OC: ADV/PUB/MARK - MUNICIPAL NEWSLET	800 000.00	0.00	281 732.60	518 267.40
OC: ADV/PUB/MARK - SIGNS	609 250.00	0.00	0.00	609 250.00
OC: ADV/PUB/MARK - STAFF RECRUITMENT	328 547.00	0.00	199 211.94	129 335.06
OC: ADV/PUB/MARK - TENDERS	230 640.00	14 840.00	45 114.45	185 525.55
OC: AUDIT COST: EXTERNAL	12 845 908.00	0.00	9 212 766.14	3 633 141.86
OC: BC/FAC/C FEES - BANK ACCOUNTS	1 329 408.00	188 117.32	1 206 098.51	123 309.49
OC: COMMISSION - THIRD PARTY VENDORS	18 440 000.00	49 021.47	6 485 094.80	11 954 905.20
OC: COMM - CELL CONTRACT (SUBS & CAL	0.00	0.00	0.00	0.00
OC: COMM - LICENCES (RADIO & TELEVIS	83 447.00	0.00	0.00	83 447.00
OC: COMM - POSTAGE/STAMPS/FRANKING M	2 100 000.00	37 506.50	634 071.69	1 465 928.31
OC: COMM - RADIO & TV TRANSMISSIONS	0.00	0.00	0.00	0.00
OC: COMM - SMS BULK MESSAGE SERVICE	0.00	0.00	0.00	0.00
OC: COMM - PHONE FAX TELEGRAPH & TEL	2 500 000.00	93 243.30	812 442.85	1 687 557.15
OC: CONTR TO PROV - REHAB LANDFILL S	93 255.00	0.00	0.00	93 255.00
OC: DEEDS	329 402.00	4 876.55	43 424.90	285 977.10
OC: DRIVERS LICENCES & PERMITS	14 771.00	0.00	0.00	14 771.00
OC: ENTERTAINMENT - EXEC MAYOR	32 855.00	0.00	6 828.49	26 026.51
OC: ENTERTAINMENT - COUNCILLORS	32 855.00	0.00	0.00	32 855.00
OC: ENTERTAINMENT - SENIOR MANAGEMENT	230 496.00	10 426.15	62 002.25	168 493.75
OC: ENTERTAINMENT - SPEAKER	10 440.00	3 726.30	9 793.90	646.10
OC: ENTERTAINMENT - CHIEF WHIP	36 540.00	3 136.06	3 136.06	33 403.94
OC: EXT COM SERV PROV - GPS LICENCE	8 604 229.00	9 870.00	18 532.67	8 585 696.33
OC: EXT COM SERV PROV - S/WARE LICEN	3 117 859.00	0.00	727 845.80	2 390 013.20
OC: EXT COM SERV PROV - SYSTEM ADVIS	0.00	0.00	0.00	0.00
OC: HIRE CHARGES	69 810 272.00	5 284 662.05	48 128 791.43	21 681 480.57
OC: INSUR UNDER - CLAIM PAID 3RD PAR	0.00	0.00	0.00	0.00
OC: INSUR UNDER - EXCESS PAYMENTS	500 000.00	6 521.74	342 547.25	157 452.75
OC: INSUR UNDER - PREMIUMS	4 500 000.00	-	4 132 256.79	367 743.21
OC: LEARNERSHIPS & INTERNSHIPS	100 000.00	0.00	0.00	100 000.00
OC: LIC - VEHICLE LIC & REGISTRATION	1 393 020.00	158 519.50	610 263.40	782 756.60
OC: LIC - VEHICLE LIC & REGISTR FLEE	11 394.00	0.00	1 416.00	9 978.00
OC: PERSONNEL AGENCY FEES (PERS RECR	0.00	0.00	0.00	0.00
OC: PRINTING & PUBLICATIONS	633 742.00	0.00	54 162.99	579 579.01
OC: PROFESSIONAL BODIES M/SHIP & SUB	384 810.00	18 169.87	135 326.30	249 483.70
OC: REMUNERATION TO WARD COMMITTEES	2 566 437.00	91 000.00	826 000.00	1 740 437.00
OC: ROAD WORTHY TEST FLEET	15 711.00	0.00	0.00	15 711.00
OC: SKILLS DEVELOPMENT FUND LEVY	4 466 696.00	23 843.39	482 246.53	3 984 449.47
OC: SEARCH FEES	17 194.00	0.00	0.00	17 194.00
OC: SERVITUDES & LAND SURVEYS	54 758.00	0.00	0.00	54 758.00
OC: SIGNAGE	521 754.00	0.00	168 914.36	352 839.64
OC: SMALL DIFFERENCES TOLERANCES	0.00	0.00	0.00	0.00

OPERATING EXPENSES

DESCRIPTION	Annual Budget	Actual 31-Mar-26	YTD 31-Mar-26	Variance (Unspent Budget)
OC: TOLL GATE FEES	0.00	0.00	0.00	0.00
OC: TOLL GATE FEES FLEET	2 200.00	0.00	0.00	2 200.00
OC: TRANSPORT - EVENTS	97 756.00	0.00	0.00	97 756.00
OC: TRANSPORT - FUNERALS	0.00	0.00	0.00	0.00
OC: T&S DOM - ACCOMMODATION	3 000 491.00	76 772.88	650 549.60	2 349 941.40
OC: T&S DOM - DAILY ALLOWANCE	1 948 745.00	49 550.00	391 066.13	1 557 678.87
OC: T&S DOM - FOOD & BEVERAGE (SERVE	312 860.00	0.00	2 300.52	310 559.48
OC: T&S DOM TRP - W/OUT OPR OWN TRAN	2 900 456.00	130 399.09	1 010 181.62	1 890 274.38
OC: T&S DOM PUB TRP - ROAD TRANSPORT	324 411.00	0.00	0.00	324 411.00
OC: T&S - NON-EMPLOYEES	309 516.00	9 355.04	72 070.27	237 445.73
OC: TRANSPORT - MUNICIPAL ACTIVITIES	57 660.00	0.00	0.00	57 660.00
OC: UNIFORM & PROTECTIVE CLOTHING	7 622 497.00	441 053.54	2 921 596.92	4 700 900.08
OC: VEHICLE TRACKING FLEET	526 892.00	0.00	0.00	526 892.00
OC: WET FUEL	11 581 850.00	939 136.61	6 651 528.39	4 930 321.61
OC: WORKMEN'S COMPENSATION FUND	1 830 991.00	0.00	469 501.37	1 361 489.63
SUB TOTAL : OPERATIONAL COST	169 425 959.00	7 643 747.36	87 226 424.17	82 199 534.83
INVENTORY				
INV - CONSUMABLE STORES - STANDARD RATED	27 376 858.00	4 191 353.47	16 020 704.38	11 356 153.62
INV - CONSUMABLE STORES - WATER METERS	0.00	0.00	0.00	0.00
INV - CONSUMABLE STORES - CHEMICALS	0.00	0.00	0.00	0.00
INV - CONSUMABLE STORES -STD RATED FLEET	1 885.00	0.00	0.00	1 885.00
INV - CONSUMABL STORES -ZERO RATED FLEET	0.00	0.00	0.00	0.00
INVENTORY - MATERIALS & SUPPLIES	1 091 710.00	39 305.93	292 752.98	798 957.02
INVENTORY - MATERIALS & SUPPLIES FLEET	2 307.00	0.00	0.00	2 307.00
INVENTORY - WATER	12 723 137.00	1 132 641.39	9 540 022.29	3 183 114.71
SUB TOTAL - INVENTORY	41 195 897.00	5 363 300.79	25 853 479.65	15 342 417.35
BULK PURCHASES				
ESKOM	325 349 213.00	830 261.20	62 232 709.64	263 116 503.36
BULK WATER PURCHASES				
SUB TOTAL : BULK PURCHASES	325 349 213.00	830 261.20	62 232 709.64	263 116 503.36
INTEREST DIVIDENDS AND RENT ON LAND				
INT PAID BOR: ANNUITY LOANS	6 600 000.00	550 000.00	4 950 000.00	1 650 000.00
INT PAID: OVERDUE ACCOUNTS	2 190 312.00	0.00	0.00	2 190 312.00
SUB TOTAL - INTEREST DIVID & RENT -	8 790 312.00	550 000.00	4 950 000.00	3 840 312.00
OPERATING LEASES				
OPR LEASES: FURNITURE & OFFICE EQUIP	3 293 099.00	4 271.97	38 447.73	3 254 651.27
OPR LEASES: INFRA - TRANSPORTATION	0.00	0.00	0.00	0.00
OPR LEASES: MACHINERY & EQUIPMENT	23 064.00	0.00	0.00	23 064.00
OPR LEASES: TRANSPORT ASSETS	20 115 320.00	519 680.57	9 594 530.17	10 520 789.83
SUB TOTAL : OPERATING LEASES	23 431 483.00	523 952.54	9 632 977.90	13 798 505.10
BAD DEBTS WRITTEN OFF				
IRRECOVERABLE DEBTS WRITTEN OFF_EXCHANGE				
IRRECOV DEBTS W/OFF_EXCHG:ELECTRICITY	2 881 731.00	639 279.30	2 181 033.55	700 697.45
IRRECOV DEBTS W/OFF_EXCHG:NON-SPECIFIC	-	0.00	0.00	0.00
IRRECOV DEBTS W/OFF_EXCHG:WASTE	628 044.00	31 070.03	456 181.74	171 862.26
IRRECOV DEBTS W/OFF_EXCHG:WASTE WATER	1 032 730.00	49 563.02	739 379.56	293 350.44
IRRECOV DEBTS W/OFF_EXCHG:WATER	2 016 364.00	43 202.92	869 050.40	1 147 313.60
SUB TOTAL : IRRECOV BAD DEBT W/OFF_EXCH	6 558 869.00	763 115.27	4 245 645.25	2 313 223.75
IRRECOVERABLE DEBTS W/OFF_NON-EXCHANGE				
IRRECOV DEBTS W/OFF_NON-EXCH:PROP RATES	3 443 129.00	53 895.80	2 211 394.00	1 231 735.00
SUB TOTAL : IRREC BAD DEBT W/OFF_NON-EX	3 443 129.00	53 895.80	2 211 394.00	1 231 735.00
SUB TOTAL : BAD DEBTS WRITTEN OFF	10 001 998.00	817 011.07	6 457 039.25	3 544 958.75
TRANSFERS AND SUBSIDIES				
HH SSP SOC ASS: SOCIAL RELIEF	1 095 158.00	0.00	35 350.00	1 059 808.00
SUB TOTAL : OPERATIONAL : ALLOC IN K	1 095 158.00	0.00	35 350.00	1 059 808.00
OPERATIONAL : MONETARY				
SUB TOTAL : OPERATIONAL : MONETARY	0.00	0.00	0.00	0.00
SUB TOTAL : TRANSFERS & SUBSIDIES	1 095 158.00	0.00	35 350.00	1 049 000.00
DEPRECIATION & AMORTISATION				
DEPRECIATION COMPUTER EQUIPMENT	394 635.00	0.00	0.00	394 635.00
DEPRECIATION WATER SUPPLY DISTRIBUTION	876 125.00	0.00	0.00	876 125.00
DEPRECIATION FURNITURE & OFFICE EQUIPM	821 327.00	0.00	0.00	821 327.00

OPERATING EXPENSES

DESCRIPTION	Annual Budget	Actual 31-Mar-26	YTD 31-Mar-26	Variance (Unspent Budget)
DEPRECIATION ELEC MV NETWORKS	4 380 624.00	0.00	0.00	4 380 624.00
DEPRECIATION ELEC LV NETWORKS	876 125.00	0.00	0.00	876 125.00
DEPRECIATION MACHINERY & EQUIPMENT	1 301 834.00	0.00	0.00	1 301 834.00
DEPRECIATION TRANSPORT ASSETS	1 528 800.00	0.00	0.00	1 528 800.00
DEPRECIATION COMMUNITY CAPITAL SPARES	103 235.00	0.00	0.00	103 235.00
SUB TOTAL : DEPRECIATION & AMORTISATION	10 282 705.00	-	-	10 282 705.00

% Exp
66.28
61.48
19.13
62.76
-
56.31
40.57
3.23
64.56
51.48
41.11
47.51
-
15.81
-
-
-
37.74
2.59
-
7.83
23.81
49.68
27.62
35.47
-
36.22
-
24.96
-
28.39
-
#DIV/0!
50.10
-
13.25
40.42
0.96
34.52
-
-
-
-
#DIV/0!
-
-
-
-
-
77.41
8.68
-
32.19
30.94
-
-

% Exp
31.18
10.41
23.21
-
-
-
-
65.94
9.46
24.67
40.73
51.29
22.37
-
56.19
66.11
53.98
51.77
40.57
19.76
35.22
-
60.63
19.56
71.72
90.72
35.17
-
-
30.19
-
-
32.50
-
13.18
-
20.78
-
26.90
93.81
8.58
0.22
23.34
-
68.94
-
68.51
91.83
-
43.81
12.43
-
8.55
35.17
32.18
-
10.80
-
-
32.37
-

% Exp
-
-
-
-
21.68
20.07
0.74
34.83
-
23.28
-
38.33
-
57.43
25.64
51.48
58.52
-
26.82
-
74.98
62.76
19.13
19.13
-
75.00
-
56.31
-
1.17
-
-
47.70
41.11
75.68
-
72.64
71.59
43.10
64.73
64.23
64.23
64.56
-
3.23
3.23
-
-
3.23
-
-
-

% Exp
-
-
-
-
-
-

CASH FLOW ANALYSIS FOR THE MONTH ENDING

Detail	Jan-26	Feb-26	Mar-26
Cash Receipts by Source			
Property rates	8 160 297	4 463 620	3 465 502
Service charges - electricity revenue	24 037 325	22 112 170	47 154 190
Service charges - water revenue	3 925 263	3 856 005	10 696 922
Service charges - sanitation revenue	2 146 508	2 410 153	9 111 138
Service charges - refuse revenue	1 751 070	1 813 389	5 650 602
Service charges - other	-	-	-
Interest earned - external investments	276 116	260 187	589 962
Interest earned - outstanding debtors	252 998	939 401	624 806
Fines	-	-	-
Transfer receipts - operational	-	-	78 625 000
Other revenue	18 796 444	28 105 207	32 707 738
Cash Receipts by Source	59 346 021	63 960 132	188 625 860
Other Cash Flows/Receipts by Source			
Transfer receipts - capital	80 000	-	26 451 585
Borrowing long term/refinancing	-	-	-
Total Cash Receipts by Source	59 426 021	63 960 132	215 077 445
Cash Payments by Type			
Employee related costs	37 868 310	36 630 878	36 228 449
Remuneration of councillors	1 840 533	1 757 612	2 468 211
Bulk purchases - Electricity	927 322	10 796 628	954 800
Contracted services	10 073 693	8 288 788	23 770 802
General expenses	10 420 367	12 474 161	25 229 843
Cash Payments by Type	61 130 225	69 948 067	88 652 105
Other Cash Flows/Payments by Type			
Capital assets	1 535 828	182 460	2 276 558
Repayment of borrowing	-	-	-
Total Cash Payments by Type	62 667 053	70 130 527	90 928 663
Net Increase/(Decrease) in Cash Held	-3 241 032	-6 170 395	124 148 782
Cash/cash equivalents at the month/year begin:	63 970 391	60 729 359	54 558 964
Cash/cash equivalents at the month/year end:	60 729 359	54 558 964	178 707 746
Cash Book Balance (GL)			-

31 March 2026

REPORT ON STAFF BENEFITS: Staff costs analysis for the month (MFMA Section 66)

Summary of Section 66 of the MFMA - Salaries and Wages (Staff Benefits)

DESCRIPTION	Budget 2025/2026	Actual	YTD	% Exp
		31-Mar-26	31-Mar-26	
EMPLOYEE RELATED COST				
SENIOR MANAGEMENT				
SM - SALARIES ALLOW AND SERV BENEFITS				
MM - SALARIES ALLOW AND SERV BENEFITS				
SM MM: SAL & ALL - BASIC SALARY	1 094 538.00	0.00	546 428.70	49.92
SM MM: SAL & ALL - PERFORM BASED BONUS	156 963.00	0.00	0.00	0.00
SM MM: ALLOW - CELLULAR & TELEPHONE	34 911.00	0.00	21 000.00	60.15
SM MM: ALLOW - HOUSING BENEFITS	0.00	0.00	0.00	
SM MM: ALLOW - TRAVEL OR MOTOR VEHICLE	279 499.00	0.00	145 833.31	52.18
SM MM: SRB - LONG SERVICE	95 301.00	0.00	47 650.28	50.00
SUB TOTAL: MM - SAL ALLOW & SERV BENEF	1 661 212.00	0.00	760 912.29	45.80
CFO - SALARIES ALLOW AND SERV BENEFITS				
SM CFO: SAL & ALL - BASIC SALARY	473 592.00	-	-	-
SM CFO: SAL & ALL - PERFORM BASED BONUS	28 868.00	-	-	-
SM CFO: ALLOW - CELLULAR & TELEPHONE	3 491.00	-	-	-
SM CFO: ALLOW - HOUSING BENEFITS	-	-	-	-
SM CFO: ALLOW - TRAVEL OR MOTOR VEHICLE	29 093.00	-	-	-
SM CFO: SRB - ENTERTAINMENT	8 273.00	-	-	-
SM CFO: SRB - ACTING & POST RELATE ALLOW				
SUB TOTAL: CFO - SAL ALLOW & SERV BENEF	543 317.00	0.00	0.00	0.00
D01 - SALARIES ALLOW AND SERV BENEFITS				
SM D01: SAL & ALL - BASIC SALARY	1 992 332.00	62 596.90	509 013.05	25.55
SM D01: SAL & ALL - PERFORM BASED BONUS	57 846.00	0.00	0.00	0.00
SM D01: ALLOW - CELLULAR & TELEPHONE	12 000.00	1 000.00	9 000.00	75.00
SM D01: ALLOW - HOUSING BENEFITS	0.00	0.00	0.00	
SM D01: ALLOW - TRAVEL OR MOTOR VEHICLE	296 521.00	25 070.30	228 243.72	76.97
SM D01: SRB - ENTERTAINMENT	0.00	-	-	-
SM D01: SRB - ACTING & POST RELATE ALLOW				
SUB TOTAL: DTS - SAL ALLOW & SERV BENEF	2 358 699.00	88 667.20	746 256.77	31.64
DO2 - SALARIES ALLOW AND SERV BENEFITS				
SM D02: SAL & ALL - BASIC SALARY	860 513.00	71 047.55	636 018.40	73.91
SM D02: SAL & ALL - PERFORM BASED BONUS	0.00	0.00	0.00	

DESCRIPTION	Budget 2025/2026	Actual	YTD	% Exp
		31-Mar-26	31-Mar-26	
SM D02: ALLOW - CELLULAR & TELEPHONE	19 482.00	1 000.00	9 000.00	46.20
SM D02: ALLOW - HOUSING BENEFITS	109 157.00	0.00	0.00	0.00
SM D02: ALLOW - TRAVEL OR MOTOR VEHICLE	584 512.00	47 187.91	415 638.60	71.11
SM D02: ALLOW - ACCOM TRAVEL & INCIDENT.	-	-	-	
SM D02: SRB - ENTERTAINMENT	11 030.00	-	0.00	0.00
SM D02: SRB - ACTING & POST RELATE ALLOW	0.00	0.00	0.00	
SUB TOTAL: DPS - SAL ALLOW & SERV BENEF	1 584 694.00	119 235.46	1 060 657.00	66.93
DO3 - SALARIES ALLOW AND SERV BENEFITS				
SM D03: SAL & ALL - BASIC SALARY	470 945.00	-	-	0.00
SM D03: SAL & ALL - PERFORM BASED BONUS	28 240.00	-	-	0.00
SM D03: ALLOW - CELLULAR & TELEPHONE	2 845.00	-	-	0.00
SM D03: ALLOW - HOUSING BENEFITS	92 131.00	-	-	0.00
SM D03: ALLOW - TRAVEL OR MOTOR VEHICLE	52 321.00	-	-	0.00
SM D03: SRB - ENTERTAINMENT	-	-	-	
SM D03: SRB - ACTING & POST RELATE ALLOW	-	-	-	
SUB TOTAL: DCH - SAL ALLOW & SERV BENEF	646 482.00	0.00	0.00	0.00
DO4 - SALARIES ALLOW AND SERV BENEFITS				
SM D04: SAL & ALL - BASIC SALARY	986 330.00	-	-	0.00
SM D04: SAL & ALL - PERFORM BASED BONUS	8 600.00	-	-	0.00
SM D04: ALLOW - CELLULAR & TELEPHONE	9 000.00	-	-	0.00
SM D04: ALLOW - HOUSING BENEFITS	86 068.00	-	-	0.00
SM D04: ALLOW - TRAVEL OR MOTOR VEHICLE	63 948.00	-	-	0.00
SM D04: SRB - ENTERTAINMENT	-	-	-	
SUB TOTAL: DCS - SAL ALLOW & SERV BENEF	1 153 946.00			0.00
SUB TOTAL: SM - SAL ALLOW & SERV BENEF	7 948 350.00	207 902.66	2 567 826.06	32.31
SM - SOCIAL CONTRIBUTIONS				
MM - SOCIAL CONTRIBUTIONS				
SM MM: SOC CONTR: MEDICAL	72 276.00	0.00	0.00	0.00
SM MM: SOC CONTR: PENSION FUNDS	157 436.00	0.00	96 526.58	61.31
SM MM: SOC CONTR: UIF	2 547.00	0.00	1 239.84	48.68
SUB TOTAL: MM - SOCIAL CONTRIBUTIONS	232 259.00	0.00	97 766.42	42.09
CFO - SOCIAL CONTRIBUTIONS				
SM CFO: SOC CONTR: GROUP LIFE INSURANCE	-	-	-	-
SM CFO: SOC CONTR: MEDICAL	3 497.00	-	-	-
SM CFO: SOC CONTR: PENSION FUNDS	69 824.00	-	-	-

DESCRIPTION	Budget 2025/2026	Actual	YTD	% Exp
		31-Mar-26	31-Mar-26	
SM CFO: SOC CONTR: UIF	1 288.00	-	-	-
SM CFO: SOC CONTR: BARGAINING COUNCIL	-	-	-	-
SUB TOTAL: CFO - SOCIAL CONTRIBUTIONS	74 609.00	0.00	0.00	0.00
D01 - SOCIAL CONTRIBUTIONS				
SM D01: SOC CONTR: GROUP LIFE INSURANCE	0.00	0.00	0.00	
SM D01: SOC CONTR: MEDICAL	10 000.00	177.12	1 416.96	14.17
SM D01: SOC CONTR: PENSION FUNDS	151 541.00	11 267.44	100 563.68	66.36
SM D01: SOC CONTR: UIF	2 588.00	0.00	177.12	6.84
SM D01: SOC CONTR: BARGAINING COUNCIL	0.00	0.00	0.00	
SUB TOTAL: DTS - SOCIAL CONTRIBUTIONS	164 129.00	11 444.56	102 157.76	62.24
D02 - SOCIAL CONTRIBUTIONS				
SM D02: SOC CONTR: GROUP LIFE INSURANCE	0.00	0.00	0.00	
SM D02: SOC CONTR: MEDICAL	38 965.00	0.00	0.00	0.00
SM D02: SOC CONTR: PENSION FUNDS	74 671.00	0.00	0.00	0.00
SM D02: SOC CONTR: UIF	2 586.00	177.12	1 594.08	61.64
SM D02: SOC CONTR: BARGAINING COUNCIL	0.00	0.00	0.00	
SUB TOTAL: DPS - SOCIAL CONTRIBUTIONS	116 222.00	177.12	1 594.08	1.37
D03 - SOCIAL CONTRIBUTIONS				
SM D03: SOC CONTR: GROUP LIFE INSURANCE				
SM D03: SOC CONTR: MEDICAL	11 046.00	-	-	0.00
SM D03: SOC CONTR: PENSION FUNDS	-	-	-	
SM D03: SOC CONTR: UIF	640.00	-	-	0.00
SM D03: SOC CONTR: BARGAINING COUNCIL	-	-	-	
SUB TOTAL: DCH - SOCIAL CONTRIBUTIONS	11 686.00	0.00	0.00	0.00
SUB TOTAL: SM - SOCIAL CONTRIBUTIONS	598 905.00	11 621.68	201 518.26	33.65
SM - POST RETIREMENT BENEFITS				
SM: PRB - MED: CURRENT SERVICE COST				
SM: PRB - MED: INTEREST COST	5 250 508.00	0.00	1 916 712.84	36.51
SM: PRB - PENS: INTEREST COST	781 263.00	-	-	-
SUB TOTAL : SM - POST RETIREMENT BENEFIT	6 031 771.00	0.00	1 916 712.84	31.78
SM: PST RET BEN OBL CST CAP PPE				
SUB TOTAL : SM - COST CAPITALISED TO PPE				
SUB TOTAL : SENIOR MANAGEMENT	14 579 026.00	219 524.34	4 686 057.16	32.14
MUNICIPAL STAFF				
MS - SALARIES ALLOW AND SERV BENEFITS				
MS: SAL & ALL: BASIC SALARY & WAGES	283 804 649.00	21 365 224.19	193 627 993.49	68.23

DESCRIPTION	Budget 2025/2026	Actual	YTD	% Exp
		31-Mar-26	31-Mar-26	
MS: SAL & ALL: PERFORMANCE BASED BONUSES	109 714.00	17 463.62	72 320.67	65.92
MS: ALL - CELLULAR & TELEPHONE	941 659.00	39 550.00	434 357.96	46.13
MS: HB & INC: HOUSING BENEFITS	2 227 217.00	125 518.58	1 209 674.70	54.31
MS: ALL - LEAVE PAY	9 533 785.00	321 367.39	5 821 852.52	61.07
MS: ALL - TRAVEL OR MOTOR VEHICLE	27 547 616.00	1 904 848.81	17 503 099.62	63.54
MS: OVERTIME - NON STRUCTURED	50 703 762.00	3 241 700.27	35 838 770.74	70.68
MS: OVERTIME - STRUCTURED	59 072.00	0.00	3 292.83	5.57
MS: PAYMENTS - SHIFT ADD REMUNERATIO	-	-	-	
MS: SRB - ANNUAL BONUS	28 073 353.00	641 540.20	16 059 729.01	57.21
MS: SRB - LONG SERVICE AWARD	0.00	0.00	0.00	
MS: SRB - STANDBY ALLOWANCE	14 500 058.00	584 733.01	6 748 316.64	46.54
MS: IN-KIND BENEFITS	3 545.00	-	-	0.00
MS: SRB - NON PENSIONABLE	1 840.00	-	-	0.00
MS: SRB - LSA CURR SERV	4 060 860.00	549 625.10	5 126 866.00	126.25
SUB TOTAL : MS - SAL ALLOW & SERV BENEF	421 567 130.00	28 791 571.17	282 446 274.18	67.00
MS - SOCIAL CONTRIBUTIONS				
MS: SOC CONTR - BARGAINING COUNCIL	174 369.00	11 684.05	105 294.60	60.39
MS: SOC CONTR - GROUP LIFE INSURANCE	1 371 149.00	83 963.93	772 995.41	56.38
MS: SOC CONTR - MEDICAL	30 475 355.00	2 578 553.90	22 203 765.73	72.86
MS: SOC CONTR - PENSION	48 991 970.00	3 895 490.97	35 214 156.53	71.88
MS: SOC CONTR - UNEMPLOYMENT INSUR FUND	2 571 920.00	165 192.56	1 497 854.16	58.24
SUB TOTAL : MS - SOCIAL CONTRIBUTIONS	83 584 763.00	6 734 885.41	59 794 066.43	71.54
MS: PRB - MED: CURRENT SERVICE COST				
MS: PRB - MED: INTEREST COST	4 689 734.00	481 270.51	923 764.77	19.70
MS: PRB - PENS: INTEREST COST				
MS: PRB - OTHER: LEAVE GRATUITY		0.00	0.00	
SUB TOTAL : MS - POST RETIREMENT BEN	4 689 734.00	481 270.51	923 764.77	19.70
MS - COST CAPITALISED TO PPE				
MS: IN-KIND BENEFITS CST CAP PPE	461 741.00	1 197.50	28 134.13	6.09
SUB TOTAL : MS - COST CAPITALISED TO PPE	461 741.00	1 197.50	28 134.13	6.09
SUB TOTAL : MUNICIPAL STAFF	510 303 368.00	36 008 924.59	343 192 239.51	67.25
SUB TOTAL : EMPLOYEE RELATED COST	524 882 394.00	36 228 448.93	347 878 296.67	66.28

Report on conditional grants at

Municipality:

March 2026

FS201 Moqhaka

Financial Accounting for Grant Funds Received and Expended

	OPERATIONAL GRANTS		CAPITAL GRANTS				Total Capital Grants
	Finance Management Grant (FMG)	LG SETA (Mandatory)	Municipal Infrastructure Grant (MIG)	Extended Public Works Programme (EPWP)	RBIG	Water Services Infrastructure Grant (WSIG)	
DORA Allocation for the 2025/26	2 300 000						-
Unspent grants at beginning of the financial year		2 530 931					-
Received Prior Months	2 300 000	2 530 931	4 697 864	1 047 000	21 435 626	10 595 000	37 775 490
Received This Month	-	-	18 731 000	449 000	-	-	19 180 000
Total Funds Received	2 300 000	2 530 931	23 428 864	1 496 000	21 435 626	10 595 000	56 955 490
Spent Prior Months	1 390 817	249 263	3 498 192	852 316	21 435 626	3 786 687	29 572 821
Spent This Month	106 131	50 600	1 461 628	91 000	-	3 419 442	4 972 070
Grants refunded							-
Total Funds Spent	1 496 948	299 863	4 959 820	943 316	21 435 626	7 206 129	34 544 891
Total funds Received and Not Spent	803 052	2 231 068	18 469 044	552 684	-	3 388 871	22 410 599
Percentage of Funds Spent	65%	12%	21%	63%	100%	68%	61%
Funds Currently Committed but Not Spent	-	-	-	-	-	-	-
Scheduled Transfers Withheld	-	-	-	-	-	-	-

Capital Government grants and subsidies consist of the following:

Municipal Infrastructure Grant

Water Services Infrastructure Grant

EPWP (Incentive)

Total

-

GRANTS SPENDING MARCH 2026

